

# MotifDb

Paul Shannon

April 30, 2018

## Abstract

Many kinds of biological activity are regulated by the binding of proteins to their cognate substrates. Of particular interest is the sequence-specific binding of transcription factors to DNA, often in regulatory regions just upstream of the transcription start site of a gene. These binding events play a pivotal role in regulating gene expression. Sequence specificity among closely related binding sites is nearly always incomplete: some variety in the DNA sequence is routinely observed. For this reason, these inexact binding sequence patterns are commonly described as *motifs* represented numerically as frequency matrices, and visualized as sequence logos. Despite their importance in current research, there has been until now no single, annotated, comprehensive collection of publicly available motifs. The current package provides such a collection, offering more than two thousand annotated matrices from multiple organisms, within the context of the Bioconductor project. The matrices can be filtered and selected on the basis of their metadata, used with other Bioconductor packages (MotIV for motif comparison, seqLogo for visualization) or easily exported for use with standard software and websites such as those provided by the MEME Suite<sup>1</sup>.

## Contents

<b>1</b>	<b>Introduction and Basic Operations</b>	<b>1</b>
<b>2</b>	<b>Selection</b>	<b>3</b>
2.1	query . . . . .	3
2.2	grep . . . . .	5
2.3	subset . . . . .	5
2.4	The Egr1 Case Study . . . . .	6
<b>3</b>	<b>Motif Matching</b>	<b>14</b>
<b>4</b>	<b>Exporting to the MEME Suite</b>	<b>17</b>
<b>5</b>	<b>Future Work</b>	<b>17</b>
<b>6</b>	<b>References</b>	<b>17</b>

## 1 Introduction and Basic Operations

The first step is to load the necessary packages:

```
> library (MotifDb)
> library (MotIV)
> library (seqLogo)
```

There are more than two thousand matrices, from five sources:

```
> length (MotifDb)
```

[1] 9933

```
> sort (table (values (MotifDb)$dataSource), decreasing=TRUE)
```

---

<sup>1</sup><http://meme.sdsc.edu/meme/doc/meme.html>

jaspar2018	jaspar2016	HOCOMOCOv10	cisbp_1.02	jolma2013
1564	1209	1066	874	843
SwissRegulon	stamlab	FlyFactorSurvey	JASPAR_2014	JASPAR_CORE
684	683	614	592	459
hPDI	UniPROBE	HOMER	ScerTF	
437	380	332	196	

And 22 organisms (though the majority of the matrices come from just four):

```
> sort (table (values (MotifDb)$organism), decreasing=TRUE)

Hsapiens
4616
Mmusculus
1411
Dmelanogaster
1287
Scerevisiae
1051
Athaliana
803
Celegans
90
NA
40
Rnorvegicus
35
Pfalciparum
28
Zmays
27
Vertebrata
18
Ncrassa
15
Psativum
13
Amajus
12
Ddiscoideum
9
Anidulans
8
Ggallus
8
Ppatens
7
Xlaevis
7
Mmusculus;Rnorvegicus;Hsapiens
6
Osativa
5
Hroretzi
4
Hvulgare
4
Ocuniculus
4
Phybrida
4
Rrattus
4
Taestivam
4
Drerio
3
Gallus
3
Mmusculus;Hsapiens
3
Bdistachyon
2
Cparvum
2
Csativa
2
Mmusculus;Rnorvegicus
2
Mmusculus;Rnorvegicus;Xlaevis;Stropicalis;Ggallus;Hsapiens;Btaurus;Ocuniculus
2
Nsp.
2
Nsylvestris
2
```

```

2
  Otauri
2
  Acarolinensis
1
    Apisum
1
    Aterreus
1
    Gaculeatus
1
    Hcapsulatum
1
    Mdomestica
1
    Mgallopavo
1
    Mmurinus
1
  Mmusculus;Rnorvegicus;Hsapiens;Ocuniculus
1
Mmusculus;Rnorvegicus;Omykiss;Ggallus;Hsapiens
1
  Mmusculus;Rrattus;Hsapiens;Ocuniculus
1
    Mtruncatula
1
    Ngruberi
1
  Nhaematococca
1
    Nvectensis
1
    Pcapensis
1
    Ppygmaeus
1
    Ptetraurelia
1
  Rnorvegicus;Hsapiens
1
    Tthermophila
1
    Vvinifera
1
    Xtropicalis
1

```

With these categories of metadata

```

> colnames (values (MotifDb))

[1] "providerName"  "providerId"    "dataSource"    "geneSymbol"
[5] "geneId"        "geneIdType"   "proteinId"     "proteinIdType"
[9] "organism"      "sequenceCount" "bindingSequence" "bindingDomain"
[13] "tfFamily"      "experimentType" "pubmedID"

```

## 2 Selection

There are three ways to extract subsets of interest from the MotifDb collection. All three operate upon the MotifDb metadata, matching values in one or more of those fifteen attributes (listed just above), and returning the subset of MotifDb which meet the specified criteria. The three techniques: *query*, *subset* and *grep*

### 2.1 query

This is the simplest technique to use, and will suffice in many circumstances. For example, if you want all of the human matrices:

```

> query (MotifDb, 'hsapiens')

MotifDb object of length 4631
| Created from downloaded public sources: 2013-Aug-30
| 4631 position frequency matrices from 11 sources:
|   HOCOMOCOv10: 640

```

```

|       JASPAR_2014: 117
|       JASPAR_CORE: 66
|       SwissRegulon: 684
|       UniPROBE: 2
|       cisbp_1.02: 313
|       hPDI: 437
|       jaspar2016: 442
|       jaspar2018: 537
|       jolma2013: 710
|       stamlab: 683
| 8 organism/s
|     Hsapiens: 4616
| Mmusculus;Rnorvegicus;Hsapiens: 6
| Mmusculus;Hsapiens: 3
| Mmusculus;Rnorvegicus;Xlaevis;Stropicalis;Ggallus;Hsapiens;Btaurus;Ocuniculus: 2
| Mmusculus;Rnorvegicus;Hsapiens;Ocuniculus: 1
| Mmusculus;Rnorvegicus;Omykiss;Ggallus;Hsapiens: 1
|     other: 2
Hsapiens-jolma2013-BCL6B
Hsapiens-jolma2013-CTCF
Hsapiens-jolma2013-EGR1
Hsapiens-jolma2013-EGR1-2
Hsapiens-jolma2013-EGR2
...
Hsapiens-stamlab-UW.Motif.0681
Hsapiens-stamlab-UW.Motif.0682
Hsapiens-stamlab-UW.Motif.0683
Hsapiens-UniPROBE-Sox4.UP00401
Hsapiens-UniPROBE-Oct_1.UP00399

```

If you want all matrices associated with *Sox* transcription factors, regardless of dataSource or organism:

```
> query (MotifDb, 'sox')
```

```

MotifDb object of length 176
| Created from downloaded public sources: 2013-Aug-30
| 176 position frequency matrices from 11 sources:
|   FlyFactorSurvey: 2
|   HOCOMOCOv10: 25
|   HOMER: 9
|   JASPAR_2014: 8
|   JASPAR_CORE: 5
|   SwissRegulon: 19
|   UniPROBE: 15
|   hPDI: 2
|   jaspar2016: 16
|   jaspar2018: 19
|   jolma2013: 56
| 7 organism/s
|   Hsapiens: 95
|   Mmusculus: 67
|   Dmelanogaster: 2
| Mmusculus;Rnorvegicus;Hsapiens: 1
|   Rnorvegicus: 1
|   Vertebrata: 1
|   other: 9
Hsapiens-SwissRegulon-SOX10.SwissRegulon
Hsapiens-SwissRegulon-SOX11.SwissRegulon
Hsapiens-SwissRegulon-SOX12.SwissRegulon
Hsapiens-SwissRegulon-SOX13.SwissRegulon
Hsapiens-SwissRegulon-SOX14.SwissRegulon
...
Hsapiens-jaspar2018-SOX10-MA0442.2
Hsapiens-jaspar2018-SOX13-MA1120.1
Hsapiens-jaspar2018-SOX15-MA1152.1
Hsapiens-jaspar2016-SRY-MA0084.1
Hsapiens-jaspar2018-SRY-MA0084.1

```

For all yeast transcription factors with a homeo domain

```
> query (query (MotifDb, 'cerevisiae'), 'homeo')
```

```

MotifDb object of length 32
| Created from downloaded public sources: 2013-Aug-30
| 32 position frequency matrices from 5 sources:
|   JASPAR_2014: 10
|   JASPAR_CORE: 10
|   UniPROBE: 4
|   jaspar2016: 4
|   jaspar2018: 4
| 1 organism/s

```

```

| Scerevisiae: 32
Scerevisiae-UniPROBE-Cup9.UP00308
Scerevisiae-UniPROBE-Matalpha2.UP00307
Scerevisiae-UniPROBE-Pho2.UP00268
Scerevisiae-UniPROBE-Yox1.UP00274
Scerevisiae-JASPAR_CORE-CUP9-MA0288.1
...
Scerevisiae-jaspar2016-TOS8-MA0408.1
Scerevisiae-jaspar2018-CUP9-MA0288.1
Scerevisiae-jaspar2018-HMRA2-MA0318.1
Scerevisiae-jaspar2018-MATALPHA2-MA0328.1
Scerevisiae-jaspar2018-TOS8-MA0408.1

```

The last example may inspire more confidence in the precision of the result than is justified, and for a couple of reasons. First, the assignment of protein binding domains to specific categories is, as of 2012, an ad hoc and incomplete process. Second, the query commands matches the supplied character string to *all* metadata columns. In this case, 'homeo' appears both in the *bindingDomain* column and the *tfFamily* column, and the above *query* will return matches from both. Searching and filtering should always be accompanied by close scrutiny of the data, such as these commands illustrate:

```

> unique (grep ('homeo', values(MotifDb)$bindingDomain, ignore.case=T, v=T))

[1] "Homeobox"           "Hox9_act;Homeobox"
[3] "LIM;Homeobox"      "PAX;Homeobox"
[5] "OAR;Homeobox"      "Pou;Homeobox"
[7] "Distant similarity to homeodomain" "Homeo"
[9] "Homeo, PAX"        "Homeo, POU"

> unique (grep ('homeo', values(MotifDb)$tfFamily, ignore.case=T, v=T))

[1] "Homeo"
[2] "Homeo::Nuclear Factor I-CCAAT-binding"
[3] "Homeodomain"
[4] "Paired plus homeo domain"
[5] "TALE-type homeo domain factors"
[6] "homeodomain"

```

## 2.2 grep

This selection method (and the next, *subset*) require that you address metadata columns explicitly. This is a little more work, but the requisite direct engagement with the metadata is worthwhile. Repeating the 'query' examples from above, you can see how more knowledge of MotifDb metadata is required.

```

> mdb.human <- MotifDb [grep ('Hsapiens', values (MotifDb)$organism)]
> mdb.sox <- MotifDb [grep ('sox', values (MotifDb)$geneSymbol, ignore.case=TRUE)]
> yeast.indices = grepl ('scere', values (MotifDb)$organism, ignore.case=TRUE)
> homeo.indices.domain = grepl ('homeo', values (MotifDb)$bindingDomain, ignore.case=TRUE)
> homeo.indices.family = grepl ('homeo', values (MotifDb)$tfFamily, ignore.case=TRUE)
> yeast.homeo.indices = yeast.indices & (homeo.indices.domain | homeo.indices.family)
> yeast.homeoDb = MotifDb [yeast.homeo.indices]

```

An alternate and somewhat more compact approach:

```

> yeast.homeo.indices <- with(values(MotifDb),
+ grepl('scere', organism, ignore.case=TRUE) &
+ (grepl('homeo', bindingDomain, ignore.case=TRUE) |
+ grepl('homeo', tfFamily, ignore.case=TRUE)))
>

```

## 2.3 subset

MotifDb::subset emulates the R base data.frame *subset* command, which is not unlike an SQL select function. Unfortunately – and just like the R base subset function – this MotifDb method cannot be used reliably within a script: *It is only reliable when called interactively*. Here, with mixed success (as you will see) , we use MotifDb::subset to reproduce the *query* and *grep* selections shown above.

```
> if (interactive ())
+ subset (MotifDb, organism=='Hsapiens')
```

One can easily find all the 'sox' genes with the subset command, avoiding possible upper/lower case conflicts by passing the metadata's geneSymbol column through the function 'tolower':

```
> if (interactive ())
+ subset (MotifDb, tolower (geneSymbol) == 'sox4')
```

Similarly, subset has limited application for a permissive 'homeo' search. But for the retrieval by explicitly specified search terms, subset works very well:

```
> if (interactive ())
+ subset (MotifDb, organism=='Scerevisiae' & bindingDomain=='Homeo')
```

## 2.4 The Egr1 Case Study

We now do a simple geneSymbol search, followed by an examination of the sub-MotifDb the search returns. We are looking for all matrices associated with the well-known and highly conserved zinc-finger transcription factor, Egr1. There are two of these in MotifDb, both from mouse, and each from a different data source.

```
> # subset is convenient:
> if (interactive ())
+ as.list (subset (MotifDb, tolower (geneSymbol) == 'egr1'))
> # grep returns indices which allow for more flexibility
> indices = grep ('egr1', values (MotifDb)$geneSymbol, ignore.case=TRUE)
> length (indices)
```

[1] 16

There are a variety of ways to examine and extract data from this object, a MotifList of length 2.

```
> MotifDb [indices]
```

```
MotifDb object of length 16
| Created from downloaded public sources: 2013-Aug-30
| 16 position frequency matrices from 9 sources:
|   HOCOMOCOv10: 3
|   HOMER: 1
|   JASPAR_2014: 1
|   JASPAR_CORE: 1
|   SwissRegulon: 1
|   UniPROBE: 1
|   jasper2016: 2
|   jasper2018: 3
|   jolma2013: 3
| 3 organism/s
|   Hsapiens: 9
|   Mmusculus: 6
|   other: 1
Hsapiens-SwissRegulon-EGR1.SwissRegulon
Hsapiens-HOCOMOCOv10-EGR1_HUMAN.H10MO.A
Hsapiens-HOCOMOCOv10-EGR1_HUMAN.H10MO.S
Mmusculus-HOCOMOCOv10-EGR1_MOUSE.H10MO.A
NA-HOMER-Egr1(Zf)/K562-Egr1-ChIP-Seq(GSE32465)/Homer
...
Hsapiens-jasper2018-EGR1-MA0162.3
Hsapiens-jolma2013-EGR1
Hsapiens-jolma2013-EGR1-2
Mmusculus-jolma2013-Egr1
Mmusculus-UniPROBE-Egr1.UP00007
```

Now view the matrices as a named list:

```
> as.list (MotifDb [indices])
```

```

$*Hsapiens-SwissRegulon-EGR1.SwissRegulon`
  1      2      3 4 5 6      7 8      9 10
A 0.20000000 0.13333333 0.00000000 0 0 0 0.2 0.06666667 0 0.13333333 0
C 0.26666667 0.06666667 0.86666667 0 0 0 0.0 0.00000000 0 0.66666667 0
G 0.06666667 0.80000000 0.00000000 1 0.2 0.8 0.93333333 1 0.00000000 1
T 0.46666667 0.00000000 0.13333333 0 0.8 0.0 0.00000000 0 0.20000000 0
11
A 0.06666667
C 0.00000000
G 0.46666667
T 0.46666667

$*Hsapiens-HOCOMOCOv10-EGR1_HUMAN.H10M0.A`
  1      2      3      4      5      6      7      8      9      10      11      12      13
A 0.190 0.208 0.212 0.270 0.222 0.116 0.168 0.042 0.034 0.160 0.008 0.032 0.262
C 0.192 0.206 0.144 0.140 0.074 0.082 0.484 0.042 0.008 0.006 0.000 0.038 0.452
G 0.438 0.446 0.452 0.468 0.380 0.756 0.050 0.808 0.452 0.804 0.976 0.914 0.006
T 0.180 0.140 0.192 0.122 0.324 0.046 0.298 0.108 0.506 0.030 0.016 0.016 0.280
14 15 16 17 18
A 0.180 0.072 0.236 0.278 0.218
C 0.012 0.012 0.092 0.098 0.184
G 0.750 0.774 0.534 0.458 0.490
T 0.058 0.142 0.138 0.166 0.108

$*Hsapiens-HOCOMOCOv10-EGR1_HUMAN.H10M0.S`
  1      2      3      4      5      6
A 0.1515633 0.04398516 0.05988341 0.003709592 0.009538951 0.07578166
C 0.1886592 0.06041335 0.82829889 0.001059883 0.013248543 0.01907790
G 0.3184950 0.88288288 0.01854796 0.993640700 0.490726020 0.90196078
T 0.3412825 0.01271860 0.09326974 0.001589825 0.486486486 0.00317965
7 8 9 10 11
A 0.025437202 0.01218866 0.089030207 0.021727610 0.09062003
C 0.065712772 0.01006889 0.748277689 0.007419184 0.06518283
G 0.900900901 0.97774245 0.007419184 0.955484897 0.60943296
T 0.007949126 0.00000000 0.155272920 0.015368309 0.23476418

$*Mmusculus-HOCOMOCOv10-EGR1_MOUSE.H10M0.A`
  1      2      3      4      5      6
A 0.1515633 0.04398516 0.05988341 0.003709592 0.009538951 0.07578166
C 0.1886592 0.06041335 0.82829889 0.001059883 0.013248543 0.01907790
G 0.3184950 0.88288288 0.01854796 0.993640700 0.490726020 0.90196078
T 0.3412825 0.01271860 0.09326974 0.001589825 0.486486486 0.00317965
7 8 9 10 11
A 0.025437202 0.01218866 0.089030207 0.021727610 0.09062003
C 0.065712772 0.01006889 0.748277689 0.007419184 0.06518283
G 0.900900901 0.97774245 0.007419184 0.955484897 0.60943296
T 0.007949126 0.00000000 0.155272920 0.015368309 0.23476418

$*NA-HOMER-Egr1(Zf)/K562-Egr1-ChIP-Seq(GSE32465)/Homer`
  1      2      3      4      5      6      7      8      9      10
A 0.128 0.078 0.154 0.001 0.001 0.027 0.001 0.001 0.153 0.034
C 0.072 0.036 0.523 0.001 0.001 0.001 0.002 0.001 0.415 0.002
G 0.142 0.882 0.023 0.997 0.282 0.971 0.973 0.997 0.010 0.940
T 0.658 0.004 0.300 0.001 0.716 0.001 0.024 0.001 0.422 0.024

$*Mmusculus-JASPAR_CORE-Egr1-MA0162.1`
  1      2      3 4 5 6      7 8      9 10
A 0.20000000 0.13333333 0.00000000 0 0 0 0.2 0.06666667 0 0.13333333 0
C 0.26666667 0.06666667 0.86666667 0 0 0 0.0 0.00000000 0 0.66666667 0
G 0.06666667 0.80000000 0.00000000 1 0.2 0.8 0.93333333 1 0.00000000 1
T 0.46666667 0.00000000 0.13333333 0 0.8 0.0 0.00000000 0 0.20000000 0
11
A 0.06666667
C 0.00000000
G 0.46666667
T 0.46666667

$*Hsapiens-JASPAR_2014-EGR1-MA0162.2`
  1      2      3      4      5      6 7      8
A 0.08958877 0.1228786 0.09464752 0.10892624 0.01901110 0.2375163 0 0.00000000
C 0.46736292 0.5586651 0.49355418 0.85109334 0.94435379 0.00000000 1 0.96703655
G 0.25155026 0.1108845 0.18358355 0.00000000 0.00000000 0.5580940 0 0.00000000
T 0.19149804 0.2075718 0.22821475 0.03998042 0.03663512 0.2043897 0 0.03296345
9 10 11 12 13 14
A 0.00000000 0.29797650 0.00000000 0.1932115 0.00000000 0.2468995
C 0.82849217 0.68219648 0.97519582 0.00000000 0.80360640 0.4565111
G 0.04985313 0.00000000 0.00000000 0.5384302 0.11586162 0.1560868
T 0.12165470 0.01982702 0.02480418 0.2683584 0.08053198 0.1405026

$*Mmusculus-jaspar2016-Egr1-MA0162.1`
  1      2      3 4 5 6      7 8      9 10
A 0.20000000 0.13333333 0.00000000 0 0 0 0.2 0.06666667 0 0.13333333 0
C 0.26666667 0.06666667 0.86666667 0 0 0 0.0 0.00000000 0 0.66666667 0
G 0.06666667 0.80000000 0.00000000 1 0.2 0.8 0.93333333 1 0.00000000 1
T 0.46666667 0.00000000 0.13333333 0 0.8 0.0 0.00000000 0 0.20000000 0
11
A 0.06666667

```

C 0.00000000  
G 0.46666667  
T 0.46666667

\$\*Hsapiens-jaspar2016-EGR1-MA0162.2`

	1	2	3	4	5	6	7	8
A	0.08958877	0.1228786	0.09464752	0.10892624	0.01901110	0.2375163	0	0.00000000
C	0.46736292	0.5586651	0.49355418	0.85109334	0.94435379	0.0000000	1	0.96703655
G	0.25155026	0.1108845	0.18358355	0.00000000	0.00000000	0.5580940	0	0.00000000
T	0.19149804	0.2075718	0.22821475	0.03998042	0.03663512	0.2043897	0	0.03296345

	9	10	11	12	13	14
A	0.00000000	0.29797650	0.00000000	0.1932115	0.00000000	0.2468995
C	0.82849217	0.68219648	0.97519582	0.0000000	0.80360640	0.4565111
G	0.04985313	0.00000000	0.00000000	0.5384302	0.11586162	0.1560868
T	0.12165470	0.01982702	0.02480418	0.2683584	0.08053198	0.1405026

\$\*Mmusculus-jaspar2018-Egr1-MA0162.1`

	1	2	3	4	5	6	7	8	9	10
A	0.20000000	0.13333333	0.0000000	0	0.0	0.2	0.06666667	0	0.1333333	0
C	0.26666667	0.06666667	0.8666667	0	0.0	0.0	0.00000000	0	0.6666667	0
G	0.06666667	0.80000000	0.0000000	1	0.2	0.8	0.93333333	1	0.0000000	1
T	0.46666667	0.00000000	0.1333333	0	0.8	0.0	0.00000000	0	0.2000000	0

	11
A	0.06666667
C	0.00000000
G	0.46666667
T	0.46666667

\$\*Hsapiens-jaspar2018-EGR1-MA0162.2`

	1	2	3	4	5	6	7	8
A	0.08958877	0.1228786	0.09464752	0.10892624	0.01901110	0.2375163	0	0.00000000
C	0.46736292	0.5586651	0.49355418	0.85109334	0.94435379	0.0000000	1	0.96703655
G	0.25155026	0.1108845	0.18358355	0.00000000	0.00000000	0.5580940	0	0.00000000
T	0.19149804	0.2075718	0.22821475	0.03998042	0.03663512	0.2043897	0	0.03296345

	9	10	11	12	13	14
A	0.00000000	0.29797650	0.00000000	0.1932115	0.00000000	0.2468995
C	0.82849217	0.68219648	0.97519582	0.0000000	0.80360640	0.4565111
G	0.04985313	0.00000000	0.00000000	0.5384302	0.11586162	0.1560868
T	0.12165470	0.01982702	0.02480418	0.2683584	0.08053198	0.1405026

\$\*Hsapiens-jaspar2018-EGR1-MA0162.3`

	1	2	3	4	5	6	7
A	0.2722977	0.737507906	0.006723716	0.01834431	0	0.000000000	0.0000000
C	0.2309510	0.249209361	0.987775061	0.00000000	1	0.992159228	0.9797136
G	0.1139988	0.001897533	0.001833741	0.98165569	0	0.000000000	0.0000000
T	0.3827525	0.011385199	0.003667482	0.00000000	0	0.007840772	0.0202864

	8	9	10	11	12	13
A	0.795439739	0.000000000	0.000000000	0.00000000	0.86166008	0.29390244
C	0.200000000	0.9993943065	0.000000000	0.99220156	0.01317523	0.27926829
G	0.004560261	0.000000000	0.9990732159	0.00000000	0.10540184	0.06341463
T	0.000000000	0.0006056935	0.0009267841	0.00779844	0.01976285	0.36341463

	14
A	0.3035714
C	0.1255952
G	0.1077381
T	0.4630952

\$\*Hsapiens-jolma2013-EGR1`

	1	2	3	4	5	6
A	0.2494781	0.51390568	0.003223727	0.105202754	0.000000000	0.002604167
C	0.2411273	0.39540508	0.969696970	0.005355777	0.980025773	0.992838542
G	0.1539666	0.03627570	0.007736944	0.854246366	0.007731959	0.000000000
T	0.3554280	0.05441354	0.019342360	0.035195103	0.012242268	0.004557292

	7	8	9	10	11	12	13
A	0.000000000	0.652638191	0.003253090	0.01906158	0.010000	0.68089431	0.2790573
C	0.928214732	0.343592965	0.995445673	0.01136364	0.938125	0.06910569	0.2485270
G	0.009363296	0.000000000	0.000000000	0.93181818	0.011875	0.14227642	0.1253348
T	0.062421973	0.003768844	0.001301236	0.03775660	0.040000	0.10772358	0.3470809

	14
A	0.2673936
C	0.1905504
G	0.1396677
T	0.4023884

\$\*Hsapiens-jolma2013-EGR1-2`

	1	2	3	4	5	6	7
A	0.2722977	0.737507906	0.006723716	0.01834431	0	0.000000000	0.0000000
C	0.2309510	0.249209361	0.987775061	0.00000000	1	0.992159228	0.9797136
G	0.1139988	0.001897533	0.001833741	0.98165569	0	0.000000000	0.0000000
T	0.3827525	0.011385199	0.003667482	0.00000000	0	0.007840772	0.0202864

	8	9	10	11	12	13
A	0.795439739	0.000000000	0.000000000	0.00000000	0.86166008	0.29390244
C	0.200000000	0.9993943065	0.000000000	0.99220156	0.01317523	0.27926829
G	0.004560261	0.000000000	0.9990732159	0.00000000	0.10540184	0.06341463
T	0.000000000	0.0006056935	0.0009267841	0.00779844	0.01976285	0.36341463

	14
A	0.3035714



```
C 0.1255952
G 0.1077381
T 0.4630952
```

```
$`Mmusculus-jolma2013-Egr1`
  1      2      3      4      5      6
A 0.3231418 0.32278481 0.618181818 0.000000000 0.075444498 0.000000000
C 0.3241961 0.30907173 0.366753247 0.9968454259 0.004324844 0.9994728519
G 0.1133368 0.03691983 0.003636364 0.0005257624 0.911100432 0.0005271481
T 0.2393253 0.33122363 0.011428571 0.0026288118 0.009130226 0.000000000
  7 8      9      10      11      12      13
A 0.001578117 0 0.517114271 0.003149606 0.00422833 0.001579779 0.89181562
C 0.997369805 1 0.481305951 0.995275591 0.16732105 0.998420221 0.05738476
G 0.001052078 0 0.001579779 0.000000000 0.25581395 0.000000000 0.03621825
T 0.000000000 0 0.000000000 0.001574803 0.57263667 0.000000000 0.01458137
  14      15      16
A 0.44251055 0.31170886 0.26213080
C 0.32278481 0.19778481 0.31012658
G 0.04957806 0.04272152 0.09651899
T 0.18512658 0.44778481 0.33122363
```

```
$`Mmusculus-UniPROBE-Egr1.UP00007`
  1      2      3      4      5      6
A 0.2115466 0.14198757 0.03260499 0.11512588 0.003516173 0.004715059
C 0.2827083 0.72243721 0.87717185 0.07060553 0.990021152 0.982482238
G 0.2034722 0.05485440 0.01243161 0.78128969 0.002264928 0.009896878
T 0.3022730 0.08072082 0.07779155 0.03297890 0.004197748 0.002905824
  7 8      9      10      11      12
A 0.001626612 0.262351637 0.005889514 0.02289301 0.02303758 0.56763334
C 0.975937323 0.731731673 0.985755764 0.09046006 0.85994854 0.05739392
G 0.001661635 0.002729558 0.002081402 0.64932246 0.03791264 0.16679165
T 0.020774430 0.003187133 0.006273319 0.23732447 0.07910124 0.20818108
  13      14
A 0.1765973 0.1830489
C 0.3312648 0.1837744
G 0.1253083 0.2267928
T 0.3668295 0.4063840
```

and finally, the metadata associated with these two matrices, transposed, for easy reading and comparison:

```
> noquote (t (as.data.frame (values (MotifDb [indices])))
```

```
providerName Hsapiens-SwissRegulon-EGR1.SwissRegulon
providerId EGR1.SwissRegulon
dataSource SwissRegulon
geneSymbol EGR1
geneId <NA>
geneIdType <NA>
proteinId <NA>
proteinIdType UNIPROT
organism Hsapiens
sequenceCount 15
bindingSequence <NA>
bindingDomain <NA>
tfFamily <NA>
experimentType low- and high-throughput methods
pubmedID 19377474
providerName Hsapiens-HOCOMOCOv10-EGR1_HUMAN.H10M0.A
providerId EGR1_HUMAN.H10M0.A
dataSource HOCOMOCOv10
geneSymbol EGR1
geneId <NA>
geneIdType <NA>
proteinId P18146
proteinIdType UNIPROT
organism Hsapiens
sequenceCount 500
bindingSequence <NA>
bindingDomain <NA>
tfFamily <NA>
experimentType low- and high-throughput methods
pubmedID 26586801
providerName Hsapiens-HOCOMOCOv10-EGR1_HUMAN.H10M0.S
providerId EGR1_HUMAN.H10M0.S
dataSource HOCOMOCOv10
geneSymbol EGR1
geneId <NA>
geneIdType <NA>
proteinId P18146
proteinIdType UNIPROT
organism Hsapiens
```

sequenceCount 1887  
bindingSequence <NA>  
bindingDomain <NA>  
tfFamily <NA>  
experimentType low- and high-throughput methods  
pubmedID 26586801  
Mmusculus-HOCOMOC0v10-EGR1\_MOUSE.H10M0.A  
providerName EGR1\_MOUSE.H10M0.A  
providerId EGR1\_MOUSE.H10M0.A  
dataSource HOCOMOC0v10  
geneSymbol EGR1  
geneId <NA>  
geneIdType <NA>  
proteinId P08046  
proteinIdType UNIPROT  
organism Mmusculus  
sequenceCount 1887  
bindingSequence <NA>  
bindingDomain <NA>  
tfFamily <NA>  
experimentType low- and high-throughput methods  
pubmedID 26586801  
NA-HOMER-Egr1(Zf)/K562-Egr1-ChIP-Seq(GSE32465)/Homer  
providerName Egr1(Zf)/K562-Egr1-ChIP-Seq(GSE32465)/Homer  
providerId Egr1(Zf)/K562-Egr1-ChIP-Seq(GSE32465)/Homer  
dataSource HOMER  
geneSymbol Egr1  
geneId <NA>  
geneIdType <NA>  
proteinId ?query=Egr1(Zf)\_K562-Egr1-ChIP-Seq(GSE32465)  
proteinIdType UNIPROT  
organism <NA>  
sequenceCount 1  
bindingSequence <NA>  
bindingDomain <NA>  
tfFamily <NA>  
experimentType low- and high-throughput methods  
pubmedID 26586801  
Mmusculus-JASPAR\_CORE-Egr1-MA0162.1  
providerName Egr1  
providerId MA0162.1  
dataSource JASPAR\_CORE  
geneSymbol Egr1  
geneId 13653  
geneIdType ENTREZ  
proteinId P08046  
proteinIdType UNIPROT  
organism Mmusculus  
sequenceCount 15  
bindingSequence <NA>  
bindingDomain Zinc-coordinating  
tfFamily BetaBetaAlpha-zinc finger  
experimentType bacterial 1-hybrid  
pubmedID 16041365  
Hsapiens-JASPAR\_2014-EGR1-MA0162.2  
providerName EGR1  
providerId MA0162.2  
dataSource JASPAR\_2014  
geneSymbol EGR1  
geneId 1958  
geneIdType ENTREZ  
proteinId P18146  
proteinIdType UNIPROT  
organism Hsapiens  
sequenceCount 12256  
bindingSequence <NA>  
bindingDomain Zinc-coordinating  
tfFamily BetaBetaAlpha-zinc finger  
experimentType ChIP-seq  
pubmedID 16041365  
Mmusculus-jaspar2016-Egr1-MA0162.1  
providerName MA0162.1  
providerId MA0162.1  
dataSource jaspar2016  
geneSymbol Egr1  
geneId <NA>  
geneIdType <NA>  
proteinId P08046  
proteinIdType UNIPROT  
organism Mmusculus  
sequenceCount 15  
bindingSequence <NA>  
bindingDomain <NA>  
tfFamily BetaBetaAlpha-zinc finger  
experimentType bacterial 1-hybrid  
pubmedID 24194598  
Hsapiens-jaspar2016-EGR1-MA0162.2

```

providerName MA0162.2
providerId MA0162.2
dataSource jaspar2016
geneSymbol EGR1
geneId <NA>
geneIdType <NA>
proteinId P18146
proteinIdType UNIPROT
organism Hsapiens
sequenceCount 12256
bindingSequence <NA>
bindingDomain <NA>
tfFamily Three-zinc finger Krppel-related factors
experimentType ChIP-seq
pubmedID 24194598
Mmusculus-jaspar2018-Egr1-MA0162.1

providerName MA0162.1
providerId MA0162.1
dataSource jaspar2018
geneSymbol Egr1
geneId <NA>
geneIdType <NA>
proteinId P08046
proteinIdType UNIPROT
organism Mmusculus
sequenceCount 15
bindingSequence <NA>
bindingDomain <NA>
tfFamily Three-zinc finger Kruppel-related factors
experimentType bacterial 1-hybrid
pubmedID 16041365
Hsapiens-jaspar2018-EGR1-MA0162.2

providerName MA0162.2
providerId MA0162.2
dataSource jaspar2018
geneSymbol EGR1
geneId <NA>
geneIdType <NA>
proteinId P18146
proteinIdType UNIPROT
organism Hsapiens
sequenceCount 12256
bindingSequence <NA>
bindingDomain <NA>
tfFamily Three-zinc finger Kruppel-related factors
experimentType ChIP-seq
pubmedID 16041365
Hsapiens-jaspar2018-EGR1-MA0162.3

providerName MA0162.3
providerId MA0162.3
dataSource jaspar2018
geneSymbol EGR1
geneId <NA>
geneIdType <NA>
proteinId P18146
proteinIdType UNIPROT
organism Hsapiens
sequenceCount 2158
bindingSequence <NA>
bindingDomain <NA>
tfFamily Three-zinc finger Kruppel-related factors
experimentType HT-SELEX
pubmedID 16041365
Hsapiens-jolma2013-EGR1 Hsapiens-jolma2013-EGR1-2
Hsapiens-jolma2013-EGR1 EGR1

providerName Hsapiens-jolma2013-EGR1 Hsapiens-jolma2013-EGR1-2
providerId EGR1 EGR1
dataSource jolma2013 jolma2013
geneSymbol EGR1 EGR1
geneId 1958 1958
geneIdType ENTREZ ENTREZ
proteinId <NA> <NA>
proteinIdType <NA> <NA>
organism Hsapiens Hsapiens
sequenceCount 1831 1703
bindingSequence NMCGCCCMCGCANN NACGCCACGCANN
bindingDomain <NA> <NA>
tfFamily C2H2 C2H2
experimentType SELEX SELEX
pubmedID 23332764 23332764
Mmusculus-jolma2013-Egr1 Mmusculus-UniPROBE-Egr1.UP00007
Mmusculus-jolma2013-Egr1 SCI09/Egr1_pwm_primary.txt

providerName Egr1 UniPROBE
providerId Egr1 UP00007
dataSource jolma2013 UniPROBE
geneSymbol Egr1 Egr1
geneId 1958 13653
geneIdType ENTREZ ENTREZ
proteinId <NA> P08046

```

```

proteinIdType <NA> UNIPROT
organism Mmusculus Mmusculus
sequenceCount 2013 <NA>
bindingSequence NNMCGCCCMCTCANN <NA>
bindingDomain <NA> ZnF_C2H2
tfFamily C2H2 <NA>
experimentType SELEX protein binding microarray
pubmedID 23332764 19443739

```

We used the `grep` function above to find rows in the metadata table whose `geneSymbol` column includes the string 'Egr1'. If you wish to identify matrices (and/or their attendant metadata) based upon a richer combination of criteria, for instance:

1. organism (*Mmusculus*)
2. gene symbol (*Egr1*)
3. data source (*JASPAR\_CORE*)

the `grep` solution, while serviceable, becomes a little awkward:

```

> geneSymbol.rows = grep ('Egr1', values (MotifDb)$geneSymbol, ignore.case=TRUE)
> organism.rows = grep ('Mmusculus', values (MotifDb)$organism, ignore.case=TRUE)
> source.rows = grep ('JASPAR', values (MotifDb)$dataSource, ignore.case=TRUE)
> egr1.mouse.jaspar.rows = intersect (geneSymbol.rows,
+                                     intersect (organism.rows, source.rows))
> print (egr1.mouse.jaspar.rows)

```

```
[1] 4358 5512 6633
```

```
> egr1.motif <- MotifDb [egr1.mouse.jaspar.rows]
```

Far more concise, and fully reliable as an interactive command (though *not* if used in a script<sup>2</sup>):

```

> if (interactive ()) {
+   egr1.motif <- subset (MotifDb, organism=='Mmusculus' &
+                       dataSource=='JASPAR_CORE' &
+                       geneSymbol=='Egr1')
+ }

```

Whichever method you use, this next chunk of code displays the matrix, and then the metadata for mouse JASPAR Egr1, the latter textually-transformed for easy reading within the size constraints of this page.

```
> egr1.motif
```

```

MotifDb object of length 3
| Created from downloaded public sources: 2013-Aug-30
| 3 position frequency matrices from 3 sources:
|   JASPAR_CORE: 1
|   jaspar2016: 1
|   jaspar2018: 1
| 1 organism/s
|   Mmusculus: 3
Mmusculus-JASPAR_CORE-Egr1-MA0162.1
Mmusculus-jaspar2016-Egr1-MA0162.1
Mmusculus-jaspar2018-Egr1-MA0162.1

```

```
> as.list (egr1.motif)
```

```

$`Mmusculus-JASPAR_CORE-Egr1-MA0162.1`
  1 2 3 4 5 6 7 8 9 10
A 0.20000000 0.13333333 0.00000000 0 0.0 0.2 0.06666667 0 0.13333333 0
C 0.26666667 0.06666667 0.86666667 0 0.0 0.0 0.00000000 0 0.66666667 0
G 0.06666667 0.80000000 0.00000000 1 0.2 0.8 0.93333333 1 0.00000000 1
T 0.46666667 0.00000000 0.13333333 0 0.8 0.0 0.00000000 0 0.20000000 0
 11
A 0.06666667

```

<sup>2</sup>See the help page of the base R command `subset` for detail), is the `subset` command

```

C 0.00000000
G 0.46666667
T 0.46666667

Mmusculus-jaspar2016-Egr1-MA0162.1`
  1   2   3 4   5   6       7 8       9 10
A 0.20000000 0.13333333 0.00000000 0 0.0 0.2 0.06666667 0 0.13333333 0
C 0.26666667 0.06666667 0.86666667 0 0.0 0.0 0.00000000 0 0.66666667 0
G 0.06666667 0.80000000 0.00000000 1 0.2 0.8 0.93333333 1 0.00000000 1
T 0.46666667 0.00000000 0.13333333 0 0.8 0.0 0.00000000 0 0.20000000 0
  11
A 0.06666667
C 0.00000000
G 0.46666667
T 0.46666667

Mmusculus-jaspar2018-Egr1-MA0162.1`
  1   2   3 4   5   6       7 8       9 10
A 0.20000000 0.13333333 0.00000000 0 0.0 0.2 0.06666667 0 0.13333333 0
C 0.26666667 0.06666667 0.86666667 0 0.0 0.0 0.00000000 0 0.66666667 0
G 0.06666667 0.80000000 0.00000000 1 0.2 0.8 0.93333333 1 0.00000000 1
T 0.46666667 0.00000000 0.13333333 0 0.8 0.0 0.00000000 0 0.20000000 0
  11
A 0.06666667
C 0.00000000
G 0.46666667
T 0.46666667

```

```
> noquote (t (as.data.frame (values (egr1.motif))))
```

```

providerName      Mmusculus-JASPAR_CORE-Egr1-MA0162.1
providerId        Egr1
providerId        MA0162.1
dataSource        JASPAR_CORE
geneSymbol        Egr1
geneId            13653
geneIdType        ENTREZ
proteinId         P08046
proteinIdType     UNIPROT
organism          Mmusculus
sequenceCount     15
bindingSequence   <NA>
bindingDomain     Zinc-coordinating
tfFamily          BetaBetaAlpha-zinc finger
experimentType    bacterial 1-hybrid
pubmedID          16041365
providerName      Mmusculus-jaspar2016-Egr1-MA0162.1
providerId        MA0162.1
providerId        MA0162.1
dataSource        jaspar2016
geneSymbol        Egr1
geneId            <NA>
geneIdType        <NA>
proteinId         P08046
proteinIdType     UNIPROT
organism          Mmusculus
sequenceCount     15
bindingSequence   <NA>
bindingDomain     <NA>
tfFamily          BetaBetaAlpha-zinc finger
experimentType    bacterial 1-hybrid
pubmedID          24194598
providerName      Mmusculus-jaspar2018-Egr1-MA0162.1
providerId        MA0162.1
providerId        MA0162.1
dataSource        jaspar2018
geneSymbol        Egr1
geneId            <NA>
geneIdType        <NA>
proteinId         P08046
proteinIdType     UNIPROT
organism          Mmusculus
sequenceCount     15
bindingSequence   <NA>
bindingDomain     <NA>
tfFamily          Three-zinc finger Kruppel-related factors
experimentType    bacterial 1-hybrid
pubmedID          16041365

```

Next we use the bioconductor *seqLogo* package to display this motif.

```
> seqLogo (as.list (egr1.motif)[[1]])
```

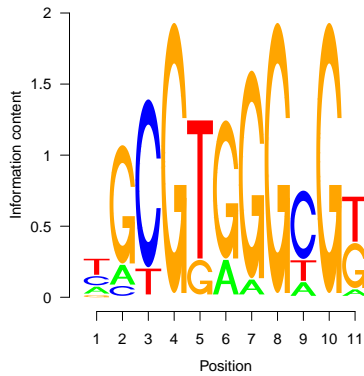


Figure 1: Mmusculus-JASPAR\_CORE-Egr1-MA0162.1

### 3 Motif Matching

We will look for the ten position frequency matrices which are the best match to JASPAR’s mouse EGR1, using the MotIV package. We actually request the top eleven hits from the entire MotifDb, since the first hit should be the target matrix itself, since that is of necessity found in the full MotifDb.

```
> egr1.hits <- motifMatch (as.list (egr1.motif) [1], as.list (MotifDb), top=11)

Ungapped Alignment
Scores read
Database read
Motif matches : 11

> # 'MotIV.toTable' -- defined above (and hidden) -- will become part of MotIV in the upcoming release
> tbl.hits <- MotIV.toTable (egr1.hits)
> print (tbl.hits)
```

	name	eVal
1	Hsapiens-SwissRegulon-EGR1.SwissRegulon	1.110223e-16
2	Mmusculus-JASPAR_CORE-Egr1-MA0162.1	1.110223e-16
3	Mmusculus-jaspar2016-Egr1-MA0162.1	1.110223e-16
4	Mmusculus-jaspar2018-Egr1-MA0162.1	1.110223e-16
5	Hsapiens-jaspar2016-EGR2-MA0472.2	3.330669e-16
6	Hsapiens-jaspar2018-EGR2-MA0472.2	3.330669e-16
7	Hsapiens-jolma2013-EGR2	3.330669e-16
8	Hsapiens-SwissRegulon-EGR2.SwissRegulon	5.218048e-15
9	NA-HOMER-Egr2(Zf)/Thymocytes-Egr2-ChIP-Seq(GSE34254)/Homer	5.218048e-15
10	Hsapiens-HOCOMOCOv10-EGR2_HUMAN.H10MO.C	9.880985e-15
11	Mmusculus-HOCOMOCOv10-EGR2_MOUSE.H10MO.C	9.880985e-15

	sequence	match	strand
1	NGCGTGGGCGK	NGCGTGGGCGK	+
2	NGCGTGGGCGK	NGCGTGGGCGK	+
3	NGCGTGGGCGK	NGCGTGGGCGK	+
4	NGCGTGGGCGK	NGCGTGGGCGK	+
5	NGCGTGGGCGK	TGCGTGGGCGK	-
6	NGCGTGGGCGK	TGCGTGGGCGK	-
7	NGCGTGGGCGK	TGCGTGGGCGK	-
8	NGCGTGGGCGK-	NGYGTGGGYGKN	+
9	NGCGTGGGCGK-	NGYGTGGGYGKN	+
10	NGCGTGGGCGK	NGNGTGGGCGG	+
11	NGCGTGGGCGK	NGNGTGGGCGG	+

The *sequence* column in this table is the *consensus sequence* – with heterogeneity left out – for the matrix it describes.

*Puzzling: the strand of the match reported above is opposite of what I expected, and opposite of what seqLogo displays. This is a question for the MotIV developers.*

The six logos appear below, beginning with the logo of the query matrix, *Mmusculus-JASPAR\_CORE-Egr1-MA0162.1*,

including two other mouse matrices, and two zinc-finger fly matrices. Examining the three mouse matrices and their metadata reveals that all three (geneSymbol differences aside) describe the same protein:

```
> if (interactive ())
+ noquote (t (as.data.frame (subset (values (MotifDb), geneId=='13653'))))
```

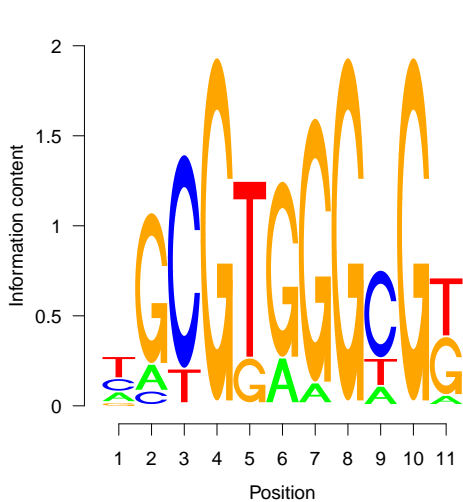
Zinc finger protein domains are classified into many *fold groups*; their respective cognate DNA sequence may classify similarly. That two fly matrices significantly match three reports of the mouse Egr1 motif suggests impressive conservation of this binding pattern, or convergent evolution.

Let us look at the metadata for the first fly match, whose geneId is **FBgn0003499**:

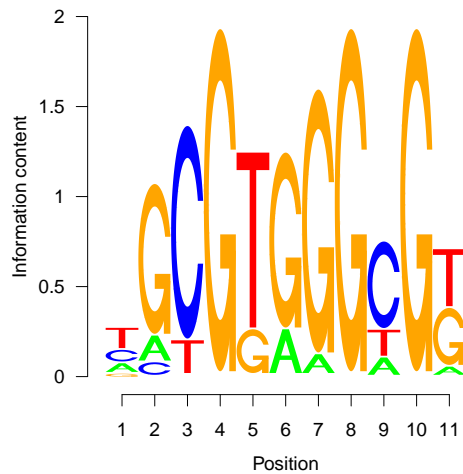
```
> noquote (t (as.data.frame (values (MotifDb)[grep ('FBgn0003499', values (MotifDb)$geneId),])))
```

```
providerName
providerId
dataSource
geneSymbol
geneId
geneIdType
proteinId
proteinIdType
organism
sequenceCount
bindingSequence
bindingDomain
tfFamily
experimentType
pubmedID
```

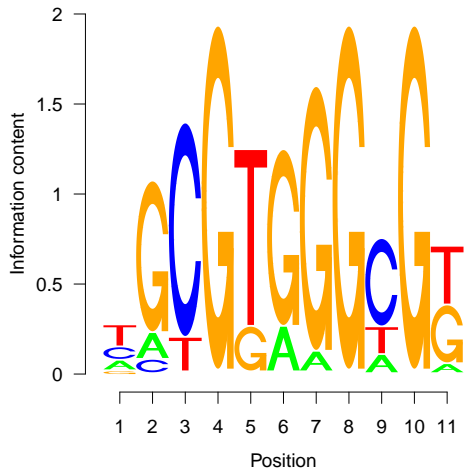
that the SOLEXA motif, based upon 2316 sequences, did not (in work not shown, it appears 22nd in the an expanded motifMatch hit list, with a eval of 10e-5). It is possible that the SOLEXA motif is more accurate, and that a close examination of this case, including sequence logos, position frequency matrices, and the search parameters of motifMatch, will be instructive. Repeating the search with *tomtom* might also be illuminating – either as confirmation of MotIV and the default parameterization we used, or as a correction to it. Here we see the facilities for exploratory data analysis MotifDb provides, and the opportunities for data analysis which result.



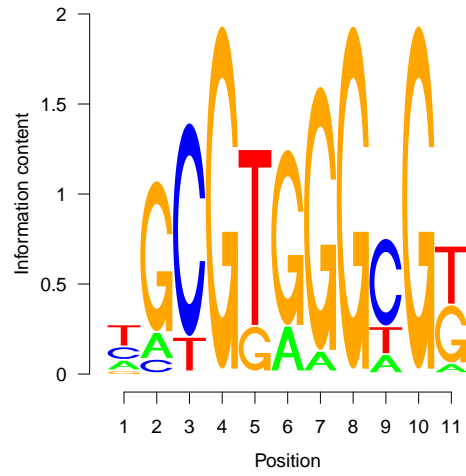
(a) Mmusculus-JASPAR\_CORE-Egr1-MA0162.1 (abbreviated)



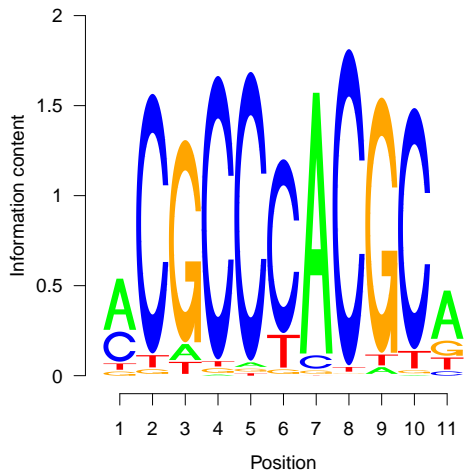
(b) Dme-FFS-sr\_SANGER\_5\_FBgn0003499



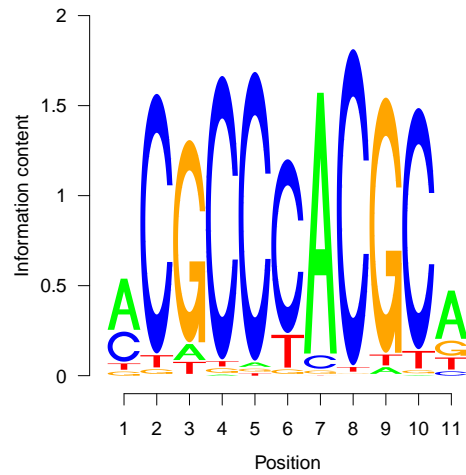
(a) Mmusculus-UniPROBE-Zif268.UP00400



(b) Dme-FFS-klu\_SANGER\_10\_FBgn0013469



(a) Mmusculus-UniPROBE-Egr1.UP00007



(b) Dme-FFS-klu\_SOLEXA\_5\_FBgn0013469



## 4 Exporting to the MEME Suite

Some users of this package may wish to export the data – both matrices and metadata – so that they may be used in other programs. The MEME suite, among others, is broadly useful, continuously improved and well-regarded throughout the bioinformatics community. The code below exports all of the MotifDb matrices as a text file in the MEME format, and all of the metadata as a tab-delimited text file.

```
> matrix.output.file = tempfile () # substitute your preferred filename here
> meme.text = export (MotifDb, matrix.output.file, 'meme')
> metadata.output.file = tempfile () # substitute your preferred filename here
> write.table (as.data.frame (values (MotifDb)), file=metadata.output.file, sep='\t',
+             row.names=TRUE, col.names=TRUE, quote=FALSE)
```

## 5 Future Work

This first version of MotifDb collects into one R package all of the best-known public domain protein-DNA binding matrices, with as much metadata as could be gleaned from the five providers. However, not all of these matrices are equally supported by data and by no means are all accompanied by complete metadata.

With the passage of time our knowledge of protein-DNA binding sequence motifs will improve. They will be derived from more binding events, with more precision and specificity, and accompanied by more (and better understood) contextual detail. Cooperative binding, mentioned only in a few times in the current (July 2012) version of this package, will be well-represented. Metadata will improve. Better assignment of binding domains to consensus categories will be especially useful when it is available. Three-dimensional models of specific proteins binding to specific DNA may someday become commonplace.

## 6 References

- Portales-Casamar E, Thongjuea S, Kwon AT, Arenillas D, Zhao X, Valen E, Yusuf D, Lenhard B, Wasserman WW, Sandelin A. JASPAR 2010: the greatly expanded open-access database of transcription factor binding profiles. *Nucleic Acids Res.* 2010 Jan;38(Database issue):D105-10. Epub 2009 Nov 11.
- Robasky K, Bulyk ML. UniPROBE, update 2011: expanded content and search tools in the online database of protein-binding microarray data on protein-DNA interactions. *Nucleic Acids Res.* 2011 Jan;39(Database issue):D124-8. Epub 2010 Oct 30.
- Spivak AT, Stormo GD. ScerTF: a comprehensive database of benchmarked position weight matrices for *Saccharomyces* species. *Nucleic Acids Res.* 2012 Jan;40(Database issue):D162-8. Epub 2011 Dec 2.
- Xie Z, Hu S, Blackshaw S, Zhu H, Qian J. hPDI: a database of experimental human protein-DNA interactions. *Bioinformatics.* 2010 Jan 15;26(2):287-9. Epub 2009 Nov 9.
- Zhu LJ, et al. 2011. FlyFactorSurvey: a database of *Drosophila* transcription factor binding specificities determined using the bacterial one-hybrid system. *Nucleic Acids Res.* 2011 Jan;39(Database issue):D111-7. Epub 2010 Nov 19.
- Weirauch MT, Yang A, Albu M, Cote AG, Montenegro-Montero A, Drewe P, Najafabadi HS, Lambert SA, Mann I, Cook K, Zheng H, Goity A, van Bakel H, Lozano JC, Galli M, Lewsey MG, Huang E, Mukherjee T, Chen X, Reece-Hoyes JS, Govindarajan S, Shaulsky G, Walhout AJ, Bouget FY, Ratsch G, Larrondo LF, Ecker JR, Hughes TR. Determination and inference of eukaryotic transcription factor sequence specificity. *Cell.* 2014 Sep 11;158(6):1431-43. doi:10.1016/j.cell.2014.08.009. PMID: 25215497